

**1.00 Background** Federal Insurance PLC (the Company) was incorporated on 11 November 1987 under the Companies Act 1913 vide registration No. C-16853 (839)/87 with the object of carrying on in and outside Bangladesh all kinds of Insurance Business other than Life Insurance Business and obtained the Certificate of Commencement of Business from the Registrar of Joint Stock Companies and Firms, Bangladesh on the same date. However, the Certificate of Commencement of Insurance Business from the Controller of Insurance, Government of Bangladesh was obtained on 17 November 1987. In 1995, the Company issued public portion of shares and was listed with Dhaka Stock Exchange from 26 June 1995. The Company was also listed with Chittagong Stock Exchange from 20 November 1995.

**2.00 Basis of preparation** The Quarter Financial Statements (un-audited) have been prepared in accordance with International Accounting Standards (IAS)-34, the Companies Act, 1994, the Securities & Exchange Rules, 1987, The insurance Act, 2010 and Other applicable laws and regulations.

**3.00 Depreciation** Depreciation on fixed assets has been calculated in accordance with paragraph 55 of BAS 16.

**4.00 Net Assets Value**

Calculation of Net Assets Value (NAV) per share  
 Net Assets  
 Weighted average number of ordinary shares .  
**Net Assets Value (NAV) per Share**

Jan-Mar, 2026	31-Dec-25
959,085,811	926,331,605
71,039,643	71,039,643
<b>13.50</b>	<b>13.04</b>

**5.00 Net Earnings Per Share(EPS)**

Earning per share(EPS)calculated in accordance with "IAS 33"  
 Earning Attributable to the Ordinary Shareholders (Net profit after tax)  
 Weighted average number of ordinary shares  
**Earnings Per Share(EPS):**

Jan-Mar, 2026	Jan-Mar, 2025
32,754,206	24,112,017
71,039,643	71,039,643
<b>0.46</b>	<b>0.34</b>

**6.00 Net Operating Cash Flow Per Share(NOCFPS)**

Details calculation is as follows:  
 Net Cash from Operating Activities  
 Weighted average number of ordinary shares  
**Net Operating Cash Flow Per Share**

Jan-Mar, 2026	Jan-Mar, 2025
12,541,855	13,010,337
71,039,643	71,039,643
<b>0.18</b>	<b>0.18</b>

**7.00 Provision for Income Tax** Provision for income tax has been made in accordance with the provision of income Tax Ordinance 1984. Difference between tax base depreciation and accounting base depreciation is insignificant, thus, provision for deferred tax liability or deferred tax assets has not been considered in the Intirm financial statements.

**8.00 Comparative Information** Figure have been rearranged/restated wherever necessary to conform to current period's presentation.

**9.00** Reconciliation statement of net Operating Cash Flow for the 1st quarter 2026 making adjustment of non cash items for non-operating items and for the net changes in operating accruals.

**A. Cash flow from operating activities :**

Net profit before tax

Add : Depreciation

**Increase in current liabilities :**

Outstanding claim

Lease Liabilities(Operating Lease)

Gratuity

Amount due to other persons or bodies carrying on insurance business

Sundry Creditors

Premium deposit account

Unexpired Risks

**Decrease in current assets :**

Outstanding premium

Interest Accrued but not due

Sundry debtors

Stock of Stationery

Amount due from other persons or bodies carrying on insurance

Deferred Tax Assets/(Liabilities)

**Increase in current assets :**

Outstanding premium

Interest Accrued but not due

Sundry debtors

Stock of Stationery

Amount due from other persons or bodies carrying on insurance

Deferred Tax Assets/(Liabilities)

**Decrease in current liabilities :**

Outstanding Claims

Amount due to other persons or bodies carrying on Insurance business

Lease Liabilities(Operating Lease)

Gratuity


Premium deposit account

Sundry creditors


Unexpired Risks


**Net cash flow from operating activities**

Jan-Mar, 2026	Jan-Mar, 2025
52,406,729	38,579,227
3,686,005	4,032,425
<b>56,092,734</b>	<b>42,611,653</b>
11,223,538	-
-	-
-	-
-	-
-	-
-	3,131,402
-	5,052,836
<b>11,223,538</b>	<b>8,184,238</b>
-	-
3,275,951	2,987,770
161,527	168,557
-	12,343,160
-	-
<b>3,437,478</b>	<b>15,499,487</b>
-	-
-	-
(34,217,999)	(20,338,274)
-	-
(4,358,445)	-
-	-
<b>(38,576,444)</b>	<b>(20,338,274)</b>
-	(8,002,536)
-	-
-	-
-	-
(1,382,157)	-
(10,383,897)	(24,944,230)
(7,869,397)	-
<b>(19,635,451)</b>	<b>(32,946,766)</b>
<b>12,541,855</b>	<b>13,010,337</b>

  
**Sk. Md. Anwar Uddin**  
 Company Secretary

  
**Masud Hossain**  
 Chief Financial Officer

  
**AMM Mohiuddin Chowdhury**  
 Chief Executive Officer

  
**Elias Siddiquee**  
 Vice Chairman

  
**Enamul Hoq**  
 Chairman, Board of Directors